



TM

Alignment Kits

5/22/2013

Model	Year	Alignment Kit ⁸	Type (F,R) ⁸	Front Adjustment	Rear Adjustment
ACURA					
ILX	2013+	53.0107	A,F	+/- 1.75	+/- 3.0
Integra	90-01	53.1004	B,G	+/- 1.0	+0.5 to +2.0
RSX (Inc. Type S)	02-06	53.0102 ³³	A,F	+/- 1.75	+6.0 to -4.0
TL	04-08	53.0110	B,F	+/- 1.0	+4.0 to -2.0
TL	2009+	53.0105	B,U	+/- 1.0	+/- 3.0
TSX	04-08	53.1017	B,F	+/- 1.0	+4.0 to -2.0
TSX	2009+	53.0105	B,U	+/- 1.0	+/- 3.0
CHEVROLET					
Cavalier, all	95-05	53.0401	A,H	+/- 1.75	+/- 1.5
Cobalt	05-11	53.0430	A,H	+/- 1.75	+/- 1.5
HHR	06-10	53.0430	A,H	+/- 1.75	+/- 1.5
CHRYSLER					
300C RWD	05-08	53.0634	J,D	+/- 2.0	+/- 1.5
300C RWD	09-12	53.0635	J,D	+/- 2.0	+/- 1.5
PT Cruiser	00-11	53.0610	A,H	+/- 1.75	+/- 1.5
DODGE					
Challenger RWD	09-12	53.0635	J,D	+/- 2.0	+/- 1.5
Charger RWD	06-08	53.0634	J,D	+/- 2.0	+/- 1.5
Charger RWD	09-12	53.0635	J,D	+/- 2.0	+/- 1.5
Magnum RWD	05-08	53.0634	J,D	+/- 2.0	+/- 1.5
Neon	94-06	53.0601	A,A	+/- 1.75	+/- 1.75
FIAT					
500	2011+	51.0701	A	+/- 1.75	
FORD					
Focus, ZX3, ZX5, SVT	00-11	53.0840	E,A	+/- 1.0	+/- 1.0
Mustang	05-12	51.0807	A	+/- 1.75	
HONDA					
Accord	90-97	53.1012	B,G	+/- 1.50	+0.25 to +1.5
Accord	03-07	53.1017	B,F	+/- 1.0	+4.0 to -2.0
Accord	08-12	53.0105	B,U	+/- 1.0	+/- 3.0
Civic, incl. Si	90-00	53.1004	B,G	+/- 1.0	+0.5 to +2.0
Civic, incl Si	01-02	53.1006 ³³	A,F	+/- 1.75	+6.0 to -4.0
Civic, incl Si	03-05	53.0102 ³³	A,F	+/- 1.75	+6.0 to -4.0
Civic, incl Si	06-11	53.1008	A,F	+/- 1.75	+/- 3.0
Civic, incl Si (rear only)	06-13	52.1025	F		+/- 3.0
Civic	12-13	53.1026	A,F	+/- 1.75	+/- 3.0
Civic Si	12-13	53.0107	A,F	+/- 1.75	+/- 3.0



A



B



D



E










F



G



Alignment Kits

Model	Year	Alignment Kit ⁸	Type (F,R) ⁸	Front Adjustment	Rear Adjustment	
Del Sol	93-97	53.1004	B,G	+/- 1.0	+0.5 to +2.0	 <p>H</p>
Fit	06-08	51.1060	A	+/- 1.75		
Fit	2009+	51.1060	A	+/- 1.75		
Prelude	92-96	51.1023	B	+/- 1.5		
Prelude (excl. SH)	97-02	51.1004	B	+/- 1.0	+/- 1.5	
		52.1022	B		+/- 1.5	
HYUNDAI						
Genesis (Coupe only)	2009+	51.1310	A	+/- 1.75		 <p>I</p>
Tiburon	03-09	53.1301	A,A	+/- 1.75	+/- 1.75	
INFINITI						
G35 Coupe	03-07	51.1540	J	+3.5 to -1.5		 <p>J</p>
		52.1540	M		+/- 4.0	
MAZDA						
Mazda 3	04-10	52.1125	N		+5.0 to -1.5	 <p>M</p>
Protégé 3, Protégé 5	99-04	53.1122	A,A	+/- 1.75	+/- 1.75	
MITSUBISHI						
Eclipse 4 & 6 cyl.	00-05	53.1404	A,I	+/- 1.75	+0.25 to +1.5	 <p>N</p>
Eclipse	06-12	51.1406	A	+/- 1.75	-	
Lancer, incl. OZ	02-12	51.1430	A	+/- 1.75		
NISSAN						
240SX	89-94	53.1502	Q,R	+3.0 to -1.0	+/- 3.0	 <p>O</p>
240SX	95-98	53.1503	Q,S	+3.0 to -1.0	+/- 3.0	
350Z	03-08	51.1540	J	+3.5 to -1.5		
		52.1540	M		+/- 4.0	
370Z	09-12	51.1543	J	+/- 2.5		
		52.1543	M		+/- 4.0	
Altima 2.5L, 3.5L	02-12	51.1520	A	+/- 1.75		
Maxima	95-12	51.1520	A	+/- 1.75		
Sentra, SE-R	91-94	53.1509	A,A	+/- 1.75	+/- 1.75	
Sentra	95-06	51.1511	A	+/- 1.75		
PONTIAC						
Sunfire, all	95-06	53.0401	A,H	+/- 1.75	+/- 1.5	 <p>P</p>
Vibe (excl. AWD)	02-10	51.2150	A	+/- 1.75	-	
SATURN						
Ion	03-07	51.2020	A	+/- 1.75	-	



TM

Alignment Kits

<i>Model</i>	<i>Year</i>	<i>Alignment Kit ⁸</i>	<i>Type (F,R) ⁸</i>	<i>Front Adjustment</i>	<i>Rear Adjustment</i>
SCION					
tC	04-10	53.2180	A,N	+/- 1.75	+/- 3.0
tC	2011+	51.2150	A	+/- 1.75	
xA	03-07	51.2170	A	+/- 1.75	
xB	03-07	51.2170	A	+/- 1.75	
xB	2008+	51.2150	A	+/- 1.75	
xD	2008+	51.2130	A	+/- 1.75	
SUBARU					
Legacy	00-12	51.2320	A	+/- 1.75	-
WRX, Incl. Sti	01-07	53.2310	A,A	+/- 1.75	+/- 1.75
WRX	08-11	51.2320	A	+/- 1.75	
TOYOTA					
Camry	2012+	51.2150	A	+/- 1.75	
Corolla	03-08	51.2130	A	+/- 1.75	
Corolla	09-11	51.2150	A	+/- 1.75	
Matrix (excl. AWD)	02-11	51.2150	A	+/- 1.75	
Yaris	2007+	51.2130	A	+/- 1.75	
Notes					
8) Camber kits as noted below:					
51.... - front only					
52.... - rear only					
53.... - complete kit					
33) For vehicles with 14mm clevis bolt use 53.1006, 16mm clevis bolt use 53.0102					



R



S



U



TM

Anti-Sway Bar

5/22/2013

Model	Year	Front Anti-Sway Bar (diameter)	Rear Anti-Sway Bar (diameter)	Upgraded Bar Size (diameter)	Endlinks & Braces
ACURA					
ILX	2013+		TBA		
Integra	90-93		62.0101 (22mm)	62.1001 (24mm-adj)	
Integra	94-01		62.1003 (22mm)	62.1001 (24mm-adj)	
RSX (Inc. Type S)	02-04	61.0102 (27mm)	62.0102 ¹³ (22mm)	62.0103 ¹³ (24mm-adj)	16.0102
RSX (Inc. Type S)	05-06	61.0102 (27mm)	62.0102 ¹³ (22mm)	62.0103 ¹³ (24mm-adj)	16.0102
TL	05-08		62.0110 (24mm-adj)		
TL	2009+		62.0111 (24mm-adj)		
TSX	04-08		62.0104 (22mm-adj)		
TSX, incl. Wagon	2009+		62.0105 (22mm-adj)		65.0105 ^{30/} 65.0106 ³¹
TSX (Mid-Ohio set-up)	2009+		62.0106 (25mm)		
CHEVROLET					
Cobalt	05-10		62.0430 (22mm)		
HHR	06-11		62.0430 (22mm)		
Silverado (classic)	99-06	61.0470 (38mm-tube)	62.0470 (25mm)		
Silverado	2007+	61.0471 (38mm-tube)	62.0471 (25mm)		
Suburban/Tahoe	01-06	61.0460 (35mm-tube)	62.0460 (28mm)		
Suburban/Tahoe	2007+	61.0471 (38mm-tube)	62.0460 (28mm)		
CHRYSLER					
300C V-8 (exc. AWD)	04-10	61.0636 (35mm-adj-tube)	62.0636 (22mm-adj)		
300C V-6 (exc. AWD)	04-10		62.0636 (22mm-adj)		
PT Cruiser	00-10	61.0610 (27mm)	62.0610 ¹⁷ (22mm)		
DODGE					
Challenger	2009+	61.0636 (35mm-adj-tube)	62.0636 (22mm-adj)		
Charger V-8 (exc. AWD)	06-10	61.0636 (35mm-adj-tube)	62.0636 (22mm-adj)		
Charger V-6 (exc. AWD)	06-10		62.0636 (22mm-adj)		
Magnum V-8 (exc. AWD)	05-08	61.0636 (35mm-adj-tube)	62.0636 (22mm-adj)		
Magnum V-6 (exc. AWD)	05-08		62.0636 (22mm-adj)		
Neon	00-06	61.0603 (27mm)	62.0603 ⁹ (22mm)	62.0604 ⁹ (24mm-adj)	
Neon SRT-4	03-06	61.0603 (27mm)	62.0603 ⁹ (22mm)	62.0604 ⁹ (24mm-adj)	
FIAT					
500	2011+		TBA		
FORD					
Focus, ZX3, ZX5, SVT	00-07		62.0840 (22mm)	62.0842 (25mm)	
Focus	12-13		TBA		
Fusion	06-12		62.0850 (24mm)		
Fusion	2013+		TBA		
Mustang V-8	79-93		62.0803 ¹² (25mm)		
Mustang V-6	79-93		62.0803 ¹² (25mm)		
Mustang V-8	94-04		62.0803 ¹² (25mm)		
Mustang V-6	94-04		62.0803 ¹² (25mm)		
Mustang V-8	05-10	61.0807 (35mm-adj-tube)	62.0807 (24mm)		
Mustang V-6	05-10	61.0807 (35mm-adj-tube)	62.0807 ²³ (24mm)		65.0808 ²³
F150	04-05	61.0860 ²⁸ (35mm)			
F150	06-08	61.0861 ²⁸ (35mm)			
HONDA					
Accord	90-97		62.1011 (22mm)		
Accord 4 cyl.	03-07		62.1017 (22mm-adj)		
Accord V-6	03-07		62.1017 (22mm-adj)		



Anti-Sway Bar

Model	Year	Front Anti-Sway Bar (diameter)	Rear Anti-Sway Bar (diameter)	Upgraded Bar Size (diameter)	Endlinks & Braces
HONDA					
Accord	2008+		62.0105 (22mm-adj)		65.0105 ^{30/} 65.0106 ³¹
Civic/CRX	88-91	61.1002 (22mm)	62.1002 ¹⁶ (22mm)	62.1001 ¹⁶ (24mm-adj)	
Civic	92-95		62.1003 (22mm)	62.1001 ¹⁶ (24mm-adj)	
Civic, Si	96-00		62.1003 (22mm)		
Civic	01-03	61.1006 (27mm)	62.0102 ^{10,13} (22mm)	62.0103 ¹³ (24mm-adj)	65.1006 ¹⁰ / 16.0102
Civic	04-05	61.1006 (27mm)	62.1006 ^{10,13} (22mm)		65.1006 ¹⁰ / 16.0102
Civic Si	02-03	61.0102 (27mm)	62.0102 ¹³ (22mm)	62.0103 ¹³ (24mm-adj)	16.0102
Civic Si	04-05	61.0102 (27mm)	62.1006 ¹³ (22mm)		16.0102
Civic Cpe, Sdn, incl. Si	06-11		62.1009 (22mm)	62.1025 (24mm-adj)	
Civic	2012+		62.1009 (22mm)	62.1025 (24mm-adj)	
CR-Z	2011+		62.1062 (19mm)		
Del Sol	93-97		62.1003 (22mm)		
Fit	06-08		62.1060 (22mm)		
Fit	2009+		62.1061 (19mm)		
HYUNDAI					
Elantra, incl GT	2012+		62.1320 (19mm)		
Genesis (Coupe only)	09-13	61.1310 (27mm-adj)	62.1310 (24mm)		
Veloster	2012+		TBA		
INFINITI					
G35 Coupe	03-07	61.1542 (35mm-adj-tube)	62.1540 (22mm-adj)		
G35 Sedan	03-06	61.1542 (35mm-adj-tube)			
KIA					
Soul	2009+		TBA		
MAZDA					
Mazda 3	04-13		62.1125 (22mm-adj)		
Mazdaspeed 3	07-13		62.1126 (32mm-adj-tube)		
Mazda 6	03-08		62.1140 (24mm)		
Miata MX-5	2006+	61.1132 (28.5mm-adj-tube)	62.1132 (17.5mm-adj)		
Protégé 3, Protégé 5	99-04		62.1122 (22mm)		
RX8	04-11	61.1152 (32mm-adj)	62.1152 (19mm-adj)		
MINI					
Cooper	03-13		62.0210 (22mm-adj)		
MITSUBISHI					
Eclipse	06-10		62.1406 (24mm-adj)		
EVO 8	03-05		62.1440 ¹⁴ (25mm-adj)		
EVO 9	06-07		62.1440 ¹⁴ (25mm-adj)		
EVO X	2008+		62.1442 (25mm-adj)		
Lancer, incl. OZ	02-07		62.1430 ^{14, 17} (19mm)		
Lancer Ralliart (2WD)	03-07		62.1430 ^{14, 17} (19mm)		
Lancer ES	08-13		62.1431 (22mm-adj)		
NISSAN					
240SX	89-94	61.1502 (27mm-adj)	62.1502 (22mm-adj)		
240SX	95-98	61.1503 (30mm-adj)	62.1503 (24mm-adj)		
350Z	03-08	61.1542 (35mm-adj-tube)	62.1540 (22mm-adj)		
370Z	2010+	61.1543 (35mm-tube)	62.1543 (25mm-adj-tube)		



TM

Anti-Sway Bar

Model	Year	Front Anti-Sway Bar (diameter)	Rear Anti-Sway Bar (diameter)	Upgraded Bar Size (diameter)	Endlinks & Braces
NISSAN					
Altima 2.5L, 3.5L	02-06		62.1522 (24mm)		
Maxima	95-99		62.1520 (22mm)		
Maxima	00-03		62.1520 (22mm)		
Maxima	04-08		62.1522 (24mm)		
Sentra, SE-R	91-94	61.1509 (30mm-adj)	62.1509 (22mm-adj)		16.1509 ¹⁵
Sentra, SE-R, V-Spec	00-06		62.1511 (22mm)		
Titan 2WD	04-07		62.1560 ¹ (25mm)		
PONTIAC					
Vibe (excl. AWD)	02-08		62.2150 (24mm)		
SATURN					
Ion	05-07		62.0430 (22mm)		
Ion Redline	04-07		62.0430 (22mm)		
SCION					
FR-S	2013	61.2135 (20.5mm)	62.2135 (17.5mm-adj)		
tC	04-10		62.2180 (22mm-adj)		
tC	11-13		TBA		
xA	03-06		62.2170 (22mm)		
xB	03-07		62.2170 (22mm)		
xB	2008+		62.2171 (22mm)		
xD	2008+		62.2140 (19mm)		
SUBARU					
BRZ	2013	61.2135 (20.5mm)	62.2135 (17.5mm-adj)		
WRX Sti	04-07		62.2312 (22mm-adj)		
WRX	08-09	61.2320 ²⁹ (22mm-adj)	62.2314 ³⁰ (22mm-adj)		64.2314 / 65.2314
WRX Sti	08-09	61.2315 ³⁰ (22mm-adj)	62.2314 ³⁰ (22mm-adj)		64.2314 / 65.2314
TOYOTA					
Camry	2012+		62.2190 (19mm)		
Corolla	03-08		62.2150 (24mm)		
Corolla	2009+		62.2151 (24mm)		
Matrix (excl. AWD)	02-08		62.2150 (24mm)		
Matrix (excl. AWD)	2009+		62.2151 (24mm)		
Prius	2010+		62.2171 (22mm)		
Yaris	2007+		62.2140 (19mm)		

Notes

- | | |
|---|---|
| <p>1) Product being developed at this time.. Call (714) 630-9017 for an update.</p> <p>9) Fits vehicles equipped with stock (OEM) rear sway bar ONLY</p> <p>10) All vehicles not equipped with stock (OEM) rear anti-roll bar require Adapter Kit p/n 65.1006</p> <p>12) Fits OEM or Progress lower arms #15.0803</p> <p>13) Rear bar includes chassis reinforcement (see photo)</p> <p>14) Reinforcement bracket included</p> <p>15) Attaches to lower control arm mounts and subframe for increased chassis stiffness</p> | <p>16) 1988 models require '89-'95 rear lower control arms</p> <p>17) Vehicles NOT equipped with stock rear bar require some OEM parts.</p> <p>23) All vehicles not equipped with stock (OEM) rear anti-roll bar require Adapter Kit p/n 65.0808</p> <p>28) Early vehicles have horizontal endlink bolts, use part # 61.0860.
Later vehicles have vertical endlink bolts, use part # 61.0861</p> <p>29) Adjustable Endlink Kit available</p> <p>30) Adjustable Endlink Kit required to utilize end-hole adjustments</p> <p>31) 65.0106 - Reinforcement brackets</p> |
|---|---|



Coil-overs

5/22/2013

Model	Spring Rate Front / Rear	Year	Coil-overs Series I	Coil-overs Series II
ACURA				
Integra	350# / 250#	90-93		77.0101.3525
Integra	350# / 350#	90-93		77.0101.3535
Integra	350# / 500#	90-93		77.0101.3550
Integra	350# / 250#	94-01		77.1003.3525
Integra	350# / 350#	94-01		77.1003.3535
Integra	350# / 500#	94-01		77.1003.3550
Integra Type R (USDM)	350# / 250#	94-01		77.1000.3525
Integra Type R (USDM)	350# / 350#	94-01		77.1000.3535
Integra Type R (USDM)	350# / 500#	94-01		77.1000.3550
RSX (Inc. Type S)	350# / 650#	02-06	75.0102.3565 ^{19, 25}	
HONDA				
Civic/CRX	350# / 250#	1988		77.1001.3525
Civic/CRX	350# / 350#	1988		77.1001.3535
Civic/CRX	350# / 500#	1988		77.1001.3550
Civic/CRX	350# / 250#	89-91		77.1002.3525
Civic/CRX	350# / 350#	89-91		77.1002.3535
Civic/CRX	350# / 500#	89-91		77.1002.3550
Civic, incl. Si	350# / 250#	92-00		77.1003.3525
Civic, incl. Si	350# / 350#	92-00		77.1003.3535
Civic, incl. Si	350# / 500#	92-00		77.1003.3550
Civic	350# / 650#	01-02	75.1006.3565 ^{19, 20, 32}	
Civic, incl. Si	350# / 650#	03-05	75.1007.3565 ^{19, 20, 32}	
Civic Cpe, Sdn, incl. Si	275# / 400#	06-11	75.1025.2740	
Civic	TBD	2012	75.1026 ¹	
Del Sol	350# / 250#	93-97		77.1003.3525
Del Sol	350# / 350#	93-97		77.1003.3535
Del Sol	350# / 500#	93-97		77.1003.3550

Notes

- 1) Product being developed at this time.. Call (714) 630-9017 for an update.
- 19) Hybrid Coil-overs, front is rebuildable shock, rear is sealed shock
- 20) Some vehicles will require OEM upper strut bearing, Adapter kit p/n 66.0102 or Honda p/n 51726-S5A-004
- 25) 2005-2006 vehicles will require OEM strut bearing, Adapter kit p/n 66.0102 or (2) Honda p/n 51726-S5A-004
- 32) For vehicles with 14mm clevis bolt use 75.1006, 16mm clevis bolt use 75.1007



Springs

5/22/2013

<i>Model</i>	<i>Year</i>	<i>Spring Kit</i>	<i>Approx. Lowering Front ²</i>	<i>Approx. Lowering Rear ²</i>
ACURA				
Integra	94-01	40.1000	1.6	1.6
TSX	2009+	40.0105	1.2	0.8
TSX (Mid-Ohio set-up)	2009+	40.0106		
CHRYSLER				
300C V-8 (exc. AWD)	04-10	40.0635 ²	1.6	1.4
300C V-6 (exc. AWD)	04-10	40.0635 ²	1.5	1.4
DODGE				
Challenger	2009+	40.0635 ²	1.5	1.4
Charger V-8 (exc. AWD)	06-10	40.0635 ²	1.5	1.4
Charger V-6 (exc. AWD)	06-10	40.0635 ²	1.4	1.2
Magnum V-8 (exc. AWD)	05-08	40.0635 ²	1.6	1.4
Magnum V-6 (exc. AWD)	05-08	40.0635 ²	1.5	1.4
Neon	00-06	40.0602	1.8	1.8
FORD				
Mustang V-6	94-04	40.0804 ^{2,3}	1.7	1.4
Mustang V-8	05-11	40.0807	1.3	1.8
HONDA				
Civic/CRX	88-91	40.1002	2.0	2.0
Civic, incl. Si	92-00	40.1000	1.5	1.5
Civic Cpe, Sdn, incl. Si	06-11	40.1008	1.3	1.2
Del Sol	93-97	40.1000 ²	1.5	1.5
Fit	06-08	40.1060	1.5	1.3
Fit	2009+	40.1061	1.2	1.0
HYUNDAI				
Genesis (Coupe only)	2009+	40.1310	1.0	0.8
MAZDA				
MX5	06-08	40.1132	0.5	0.5
MX5	09-13	40.1133	0.25	0.25
RX8	04-11	40.1152	1.2	0.8
MITSUBISHI				
Eclipse 4 & 6 cyl.	00-05	40.1404 ^{3,4}	1.8	1.8
EVO X	2008+	40.1442	1.3	0.8
Lancer ES	08-13	40.1431	1.4	1.6



Springs

<i>Model</i>	<i>Year</i>	<i>Spring Kit</i>	<i>Approx. Lowering Front ²</i>	<i>Approx. Lowering Rear ²</i>
NISSAN				
Maxima	04-08	40.1522	1.8	0.8
SCION				
tC	04-10	40.2180	1.0	1.0
xA	03-06	40.2170	1.3	1.2
xB	03-07	40.2170	1.8	1.5
SUBARU				
Legacy	05-09	40.2320	1.3	1.0
WRX	08-10	40.2314	1.25	0.75
VOLKSWAGEN				
Beetle	99-10	40.2250 ²	1.8	1.5
Golf IV 4cyl	99-06	40.2250 ²	1.8	1.5
Jetta IV VR6	99-05	40.2250 ²	1.8	1.5

Notes

- 2) Dimensions may vary w/ year, model, & strut type
- 3) Inc. convertible
- 4) Inc. turbo & supercharger