












TM







## Alignment Kits

2/9/2015

Model	Year	Alignment Kit <sup>8</sup>	Type (F,R) <sup>8</sup>	Front Adjustment	Rear Adjustment	
<b>ACURA</b>						
ILX	2013+	53.0107	A,O	+/- 1.75	+/- 3.0	 <p>A</p>
Integra	90-01	53.1004	B,G	+/- 1.0	+0.5 to +2.0	
RSX (Inc. Type S)	02-06	53.0102 <sup>33</sup>	A,F	+/- 1.75	+6.0 to -4.0	
TL	04-08	53.0110	B,K	+/- 1.0	+4.0 to -2.0	
TL	2009+	53.0105	B,U	+/- 1.0	+/- 3.0	
TSX	04-08	53.1017	B,K	+/- 1.0	+4.0 to -2.0	
TSX	2009+	53.0105	B,U	+/- 1.0	+/- 3.0	 <p>B</p>
<b>CHEVROLET</b>						
Cavalier, all	95-05	53.0401	A,H	+/- 1.75	+/- 1.5	 <p>D</p>
Cobalt	05-10	53.0430	A,H	+/- 1.75	+/- 1.5	
HHR	06-11	53.0430	A,H	+/- 1.75	+/- 1.5	
<b>CHRYSLER</b>						
300C RWD	05-08	53.0634	J,D	+/- 2.0	+/- 1.5	 <p>E</p>
300C RWD	09-15	53.0635	J,D	+/- 2.0	+/- 1.5	
<b>DODGE</b>						
Challenger RWD	09-15	53.0635	J,D	+/- 2.0	+/- 1.5	 <p>F</p>
Charger RWD	06-08	53.0634	J,D	+/- 2.0	+/- 1.5	
Charger RWD	09-15	53.0635	J,D	+/- 2.0	+/- 1.5	
Magnum RWD	05-08	53.0634	J,D	+/- 2.0	+/- 1.5	
Neon	94-06	53.0601	A,A	+/- 1.75	+/- 1.75	
<b>FIAT</b>						
500	12-15	51.0701	A	+/- 1.75		 <p>G</p>
<b>FORD</b>						
Escort	91-04	53.0820	A, A	+/- 1.75	+/-1.75	 <p>H</p>
Focus, ZX3, ZX5, SVT	00-10	53.0840	E,A	+/- 1.0	+/- 1.0	
Focus, incl ST	11-15	52.1125	N		+5.0 to -1.5	
Mustang	05-14	51.0807	A	+/- 1.75		
Mustang	2015	51.0809	A	+/- 1.75		 <p>I</p>
<b>HONDA</b>						
Accord	90-97	53.1012	B,G	+/- 1.50	+0.25 to +1.5	 <p>A</p>
Accord	03-07	53.1017	B,K	+/- 1.0	+4.0 to -2.0	
Accord	98-02	53.1015	B,K	+/- 1.0	+4.0 to -2.0	
Accord	08-12	53.0105	B,U	+/- 1.0	+/- 3.0	
Accord	13-15	52.0105	U		+/- 3.0	
Accord Crosstour	10-15	53.1017	B,F	+/- 1.0	+4.0 to -2.0	
Civic, incl. Si	90-00	53.1004	B,G	+/- 1.0	+0.5 to +2.0	
Civic, incl Si	01-02	53.1006 <sup>33</sup>	A,F	+/- 1.75	+6.0 to -4.0	
Civic, incl Si	03-05	53.0102 <sup>33</sup>	A,F	+/- 1.75	+6.0 to -4.0	
Civic, excl Si (steel)	06-15	53.1008	A,O	+/- 1.75	+/- 3.0	
Civic, excl. Si (aluminum)	06-15	53.1025	A,P	+/- 1.75	+/- 3.0	
Civic, all (rear only, steel)	06-15	52.1008	O		+/- 3.0	
Civic, all (rear only, alum)	06-15	52.1025	P		+/- 3.0	








## Alignment Kits

Model	Year	Alignment Kit <sup>8</sup>	Type (F,R) <sup>8</sup>	Front Adjustment	Rear Adjustment	
<b>HONDA, cont'd</b>						 <p style="text-align: center;">J</p>
Civic Si	06-11	53.1008	A,O	+/- 1.75	+/- 3.0	
Civic Si (steel)	12-15	53.0107	A,O	+/- 1.75	+/- 3.0	
Civic Si (aluminum)	12-15	53.1026	A,P	+/- 1.75	+/- 3.0	
Del Sol	93-97	53.1004	B,G	+/- 1.0	+0.5 to +2.0	
Fit	06-08	51.1060	A	+/- 1.75		
Fit	2009+	51.1060	A	+/- 1.75		
Prelude (front only)	92-96	51.1023	B	+/- 1.5		
Prelude (rear only)	92-96	52.1022	B		+/- 1.5	
Prelude, excl. SH (front only)	97-02	51.1004	B	+/- 1.0		
Prelude, excl. SH (rear only)		52.1022	B		+/- 1.5	 <p style="text-align: center;">K</p>
<b>HYUNDAI</b>						
Elantra	07-15	51.1310	A	+/- 1.75		
Genesis (Coupe only)	2009+	51.1310	A	+/- 1.75		
Tiburon	03-09	53.1301	A,A	+/- 1.75	+/- 1.75	
Veloster	12-15	51.131	A	+/- 1.75		
<b>INFINITI</b>						
G35 Coupe	03-07	51.1540	J	+3.5 to -1.5		
		52.1540	M		+/- 4.0	
<b>MAZDA</b>						
Mazda 3	04-13	52.1125	N		+5.0 to -1.5	
Mazda 3	14-15	51.1127	A	+/- 1.75		
Mazda 5	06-15	52.1125	N		+5.0 to -1.5	
Miata MX-5 (NA/NB)	90-05	53.1132	L,L	+/- 2.0	+/- 2.0	
Protégé 3, Protégé 5	99-04	53.1122	A,A	+/- 1.75	+/- 1.75	
<b>MITSUBISHI</b>						
Eclipse 4 & 6 cyl.	00-05	53.1404	A,I	+/- 1.75	+0.25 to +1.5	
Eclipse	06-12	51.1406	A	+/- 1.75		
Lancer, incl. OZ	02-15	51.1430	A	+/- 1.75		
<b>NISSAN</b>						 <p style="text-align: center;">N</p>
240SX	89-94	53.1502	Q,R	+3.0 to -1.0	+/- 3.0	
240SX	95-98	53.1503	Q,S	+3.0 to -1.0	+/- 3.0	
350Z	03-08	51.1540	J	+3.5 to -1.5		
		52.1540	M		+/- 4.0	
370Z	09-12	51.1543	J	+/- 2.5		
		52.1543	M		+/- 3.0	
Altima 2.5L, 3.5L	02-13	51.1520	A	+/- 1.75		
Maxima	95-14	51.1520	A	+/- 1.75		
Sentra, SE-R	91-94	53.1509	A,A	+/- 1.75	+/- 1.75	
Sentra	95-06	51.1511	A	+/- 1.75		
Sentra	07-15	51.1520	A	+/- 1.75		
<b>PONTIAC</b>						 <p style="text-align: center;">O</p>
Sunfire, all	95-06	53.0401	A,H	+/- 1.75	+/- 1.5	
Vibe (excl. AWD)	02-10	51.2150	A	+/- 1.75		 <p style="text-align: center;">P</p>
<b>PONTIAC</b>						
<b>PONTIAC</b>						 <p style="text-align: center;">Q</p>
<b>PONTIAC</b>						



## Alignment Kits

Model	Year	Alignment Kit <sup>8</sup>	Type (F,R) <sup>8</sup>	Front Adjustment	Rear Adjustment		
<b>SATURN</b>							
Ion	03-07	51.2020	A	+/- 1.75			
<b>SCION</b>							
FR-S	12-15	53.2135	A,V	+/- 1.75	+/- 2.0		
tC	04-10	53.2180	A,T	+/- 1.75	+/- 3.0		
tC	2011+	51.2150	A	+/- 1.75			
xA	03-07	51.2170	A	+/- 1.75			
xB	03-07	51.2170	A	+/- 1.75			
xB	2008+	51.2150	A	+/- 1.75			
xD	2008+	51.2130	A	+/- 1.75			
<b>SUBARU</b>							
BRZ	12-15	53.2135	A,V	+/- 1.75	+/- 2.0		
Legacy	00-14	51.2320	A	+/- 1.75			
WRX, Incl. Sti	01-07	53.2310	A,A	+/- 1.75	+/- 1.75		
WRX	08-15	51.2320	A	+/- 1.75			
<b>TOYOTA</b>							
Camry	2012+	51.2150	A	+/- 1.75			
Corolla	03-08	51.2130	A	+/- 1.75			
Corolla	09-15	51.2151	A	+/- 1.75			
Matrix (excl. AWD)	02-13	51.2150	A	+/- 1.75			
Yaris	07-14	51.2130	A	+/- 1.75			

### Notes

8) Camber kits as noted below:

51.... - front only

52.... - rear only

53.... - complete kit

33) For vehicles with 14mm clevis bolt use 53.1006, 16mm clevis bolt use 53.0102



## Anti-Sway Bar

2/9/2015

Model	Year	Front Anti-Sway Bar (diameter)	Rear Anti-Sway Bar (diameter)	Upgraded Bar Size (diameter)	63 - Bar Sets 64/65 - Endlink Kits 16 - Braces
<b>ACURA</b>					
ILX	2013+		62.1009 (22mm)	62.1025 (24mm-adj)	
Integra	90-93		62.0101 (22mm)	62.1001 (24mm-adj)	
Integra	94-01		62.1003 (22mm)	62.1001 (24mm-adj)	
RDX	07-12		62.0120 (22mm-adj)		
RSX (Inc. Type S)	02-04	61.0102 (27mm)	62.0102 <sup>13</sup> (22mm)	62.0103 <sup>13</sup> (24mm-adj)	16.0102
RSX (Inc. Type S)	05-06	61.0102 (27mm)	62.0102 <sup>13</sup> (22mm)	62.0103 <sup>13</sup> (24mm-adj)	16.0102
TL	05-08		62.0110 (24mm-adj)		
TL	2009+		62.0111 (22mm-adj)		
TSX	04-08		62.0104 (22mm-adj)		
TSX, incl. Wagon	2009+		62.0105 (22mm-adj)		65.0105 <sup>30</sup>
<b>CHEVROLET</b>					
Cobalt	05-10		62.0430 (22mm)		
Corvette (C5/C6)	97-13	Set only (35mm-tube)	Set only (25mm-adj-tube)		63.0480 / 65.0480
Corvette (C7)	2014+	TBD	TBD		TBD
HHR	06-11		62.0430 (22mm)		
Silverado (classic)	99-06	61.0470 (38mm-tube)	62.0470 (25mm)		
Silverado	2007+	61.0471 (38mm-tube)	62.0471 (25mm)		
Suburban/Tahoe	01-06	61.0460 (35mm-tube)	62.0460 (28mm)		
Suburban/Tahoe	2007+	61.0471 (38mm-tube)	62.0460 (28mm)		
<b>CHRYSLER</b>					
300C V-8 (exc. AWD)	04-10	61.0636 (35mm-adj-tube)	62.0636 (22mm-adj)		
300C V-6 (exc. AWD)	04-10		62.0636 (22mm-adj)		
PT Cruiser	00-10	61.0610 (27mm)	62.0610 <sup>17</sup> (22mm)		
<b>DODGE</b>					
Challenger	2009+	61.0636 (35mm-adj-tube)	62.0636 (22mm-adj)		
Charger V-8 (exc. AWD)	06-10	61.0636 (35mm-adj-tube)	62.0636 (22mm-adj)		
Charger V-6 (exc. AWD)	06-10		62.0636 (22mm-adj)		
Dart	2013+		62.0606 (19mm-adj)		
Magnum V-8 (exc. AWD)	05-08	61.0636 (35mm-adj-tube)	62.0636 (22mm-adj)		
Magnum V-6 (exc. AWD)	05-08		62.0636 (22mm-adj)		
Neon	00-06	61.0603 (27mm)	62.0603 <sup>9</sup> (22mm)	62.0604 <sup>9</sup> (24mm-adj)	
Neon SRT-4	03-06	61.0603 (27mm)	62.0603 <sup>9</sup> (22mm)	62.0604 <sup>9</sup> (24mm-adj)	
<b>FORD</b>					
Focus, ZX3, ZX5, SVT	00-07		62.0840 (22mm)	62.0842 (25mm)	
Focus	2012+		62.0843 (25mm-adj)		
Fusion	06-12		62.0850 (24mm)		
Mustang V-8	79-93	61.0801 (35mm)	62.0803 <sup>12</sup> (25mm)		
Mustang V-6	79-93	61.0801 (35mm)	62.0803 <sup>12</sup> (25mm)		
Mustang V-8	94-04		62.0803 <sup>12</sup> (25mm)		
Mustang V-6	94-04		62.0803 <sup>12</sup> (25mm)		
Mustang V-8	05-10	61.0807 (35mm-adj-tube)	62.0807 (24mm)		
Mustang V-6	05-10	61.0807 (35mm-adj-tube)	62.0807 <sup>23</sup> (24mm)		65.0808 <sup>23</sup>
F150	04-05	61.0860 <sup>28</sup> (35mm)			
F150	06-08	61.0861 <sup>28</sup> (35mm)			



## Anti-Sway Bar

Model	Year	Front Anti-Sway Bar (diameter)	Rear Anti-Sway Bar (diameter)	Upgraded Bar Size (diameter)	63 - Bar Sets 64/65 - Endlink Kits 16 - Braces
<b>HONDA</b>					
Accord	90-97		62.1011 (22mm)		
Accord 4 cyl., V6	03-07		62.1017 (22mm-adj)		
Accord	2008+		62.0105 (22mm-adj)		65.0105 <sup>30</sup>
Civic/CRX	88-91	61.1002 (22mm)	62.1002 <sup>16</sup> (22mm)	62.1001 <sup>16</sup> (24mm-adj)	
Civic	92-95		62.1003 (22mm)	62.1001 <sup>16</sup> (24mm-adj)	
Civic, Si	96-00		62.1003 (22mm)	62.1001 <sup>16</sup> (24mm-adj)	
Civic	01-03	61.1006 (27mm)	62.0102 <sup>10,13</sup> (22mm)	62.0103 <sup>13</sup> (24mm-adj)	65.1006 <sup>10</sup> / 16.0102
Civic	04-05	61.1006 (27mm)	62.1006 <sup>10,13</sup> (22mm)		65.1006 <sup>10</sup> / 16.0102
Civic Si	02-03	61.0102 (27mm)	62.0102 <sup>13</sup> (22mm)	62.0103 <sup>13</sup> (24mm-adj)	16.0102
Civic Si	04-05	61.0102 (27mm)	62.1006 <sup>13</sup> (22mm)		16.0102
Civic Cpe, Sdn, incl. Si	06-15		62.1009 (22mm)	62.1025 (24mm-adj)	
CR-Z	2011+		62.1062 (19mm)		
Del Sol	93-97		62.1003 (22mm)		
Fit	06-08		62.1060 (22mm)		
Fit	09-14		62.1061 (19mm)		
Fit	2015+		62.1063 (19mm)		
<b>HYUNDAI</b>					
Elantra, incl GT	2012+		62.1320 (19mm)		
Genesis (Coupe only)	09-13	61.1310 (27mm-adj)	62.1310 (24mm)		
Sonata	2015		62.1330 (22mm-adj)		
Veloster	2012+		62.1320 (19mm)		
<b>INFINITI</b>					
G35 Coupe	03-07	61.1542 (35mm-adj-tube)	62.1540 (22mm-adj)		
G35 Sedan	03-06	61.1542 (35mm-adj-tube)			
<b>MAZDA</b>					
Mazda 3	04-13		62.1125 (22mm-adj)		
Mazda 3	2014+		62.1127 (22mm-adj)		
Mazdaspeed 3	07-13		62.1126 (32mm-adj-tube)		
Mazda 6	03-08		62.1140 (24mm)		
Miata MX-5	2006+	61.1132 (28.5mm-adj-tube)	62.1132 (17.5mm-adj)		
Protégé 3, Protégé 5	99-04		62.1122 (22mm)		
RX8	04-11	61.1152 (32mm-adj)	62.1152 (19mm-adj)		
<b>MINI</b>					
Cooper	03-13		62.0210 (22mm-adj)		
<b>MITSUBISHI</b>					
Eclipse	06-10		62.1406 (24mm-adj)		
EVO 8	03-05		62.1440 <sup>14</sup> (25mm-adj)		
EVO 9	06-07		62.1440 <sup>14</sup> (25mm-adj)		
EVO X	2008+		62.1442 (25mm-adj)		
Lancer, incl. OZ	02-07		62.1430 <sup>14, 17</sup> (19mm)		
Lancer Ralliart (2WD)	03-07		62.1430 <sup>14, 17</sup> (19mm)		
Lancer ES	08-13		62.1431 (22mm-adj)		



## Anti-Sway Bar

Model	Year	Front Anti-Sway Bar (diameter)	Rear Anti-Sway Bar (diameter)	Upgraded Bar Size (diameter)	63 - Bar Sets 64/65 - Endlink Kits 16 - Braces
<b>NISSAN</b>					
240SX	89-94	61.1502 (27mm-adj)	62.1502 (22mm-adj)		
240SX	95-98	61.1503 (30mm-adj)	62.1503 (24mm-adj)		
350Z	03-08	61.1542 (35mm-adj-tube)	62.1540 (22mm-adj)		
370Z	2010+	61.1543 (35mm-tube)	62.1543 (25mm-adj-tube)		
Altima 2.5L, 3.5L	02-06		62.1522 (24mm)		
Maxima	95-99		62.1520 (22mm)		
Maxima	00-03		62.1520 (22mm)		
Maxima	04-08		62.1522 (24mm)		
Sentra, SE-R	91-94	61.1509 (30mm-adj)	62.1509 (22mm-adj)		16.1509 <sup>15</sup>
Sentra, SE-R, V-Spec	00-06		62.1511 (22mm)		
<b>PONTIAC</b>					
Vibe (excl. AWD)	02-08		62.2150 (24mm)		
<b>SATURN</b>					
Ion	05-07		62.0430 (22mm)		
Ion Redline	04-07		62.0430 (22mm)		
<b>SCION</b>					
FR-S	2013	61.2135 (20.5mm)	62.2135 (17.5mm-adj)		63.2135
tC	04-10		62.2180 (22mm-adj)		
tC	2011+		TBD		
xA	03-06		62.2170 (22mm)		
xB	03-07		62.2170 (22mm)		
xB	2008+		62.2171 (22mm)		
xD	2008+		62.2140 (19mm)		
<b>SUBARU</b>					
BRZ	2013	61.2135 (20.5mm)	62.2135 (17.5mm-adj)		
WRX Sti	04-07		62.2312 (22mm-adj)		
WRX	08-09	61.2320 <sup>29</sup> (22mm-adj)	62.2314 <sup>30</sup> (22mm-adj)		64.2314 / 65.2314
WRX Sti	08-09	61.2315 <sup>30</sup> (22mm-adj)	62.2314 <sup>30</sup> (22mm-adj)		64.2314 / 65.2314
<b>TOYOTA</b>					
Camry	2012+		62.2190 (19mm)		
Corolla	03-08		62.2150 (24mm)		
Corolla	2009+		62.2151 (24mm)		
Matrix (excl. AWD)	02-08		62.2150 (24mm)		
Matrix (excl. AWD)	2009+		62.2151 (24mm)		
Prius	2010+		62.2171 (22mm)		
Yaris	2007+		62.2140 (19mm)		

### Notes

- |   |   |
|---|---|
| 1) Product being developed at this time.. Call (714) 630-9017 for an update.                      | 16) 1988 models require '89-'95 rear lower control arms   |
| 9) Fits vehicles equipped with stock (OEM) rear sway bar ONLY                                     | 17) Vehicles NOT equipped with stock rear bar require some OEM parts.   |
| 10) All vehicles not equipped with stock (OEM) rear anti-roll bar require Adapter Kit p/n 65.1006 | 23) All vehicles not equipped with stock (OEM) rear anti-roll bar require Adapter Kit p/n 65.0808                                       |
| 12) Fits OEM or Progress lower arms #15.0803  | 28) Early vehicles have horizontal endlink bolts, use part # 61.0860.<br>Later vehicles have vertical endlink bolts, use part # 61.0861 |
| 13) Rear bar includes chassis reinforcement (see photo)   | 29) Adjustable Endlink Kit available  |
| 14) Reinforcement bracket included  | 30) Adjustable Endlink Kit required to utilize end-hole adjustments   |
| 15) Attaches to lower control arm mounts and subframe for increased chassis stiffness             | 31) 65.0106 - Reinforcement brackets  |





## Coil-overs

2/9/2015

Model	Year	Spring Rate Front / Rear	Coil-overs Series 1	Coil-overs Series 2
<b>ACURA</b>				
Integra	90-93	350# / 250#		77.0101.3525
Integra	90-93	350# / 350#		77.0101.3535
Integra	90-93	350# / 450#		77.0101.3545
Integra	90-93	350# / 550#		77.0101.3555
Integra	90-93	450# / 350#		77.0101.4535
Integra	90-93	450# / 450#		77.0101.4545
Integra	90-93	450# / 550#		77.0101.4555
Integra	90-93	550# / 550#		77.0101.5555
Integra	94-01	350# / 250#		77.1003.3525
Integra	94-01	350# / 350#		77.1003.3535
Integra	94-01	350# / 450#		77.1003.3545
Integra	94-01	350# / 550#		77.1003.3555
Integra	94-01	450# / 350#		77.1003.4535
Integra	94-01	450# / 450#		77.1003.4545
Integra	94-01	450# / 550#		77.1003.4555
Integra	94-01	550# / 550#		77.1003.5555
Integra Type R (USDM)	94-01	350# / 250#		77.1000.3525
Integra Type R (USDM)	94-01	350# / 350#		77.1000.3535
Integra Type R (USDM)	94-01	350# / 450#		77.1000.3545
Integra Type R (USDM)	94-01	350# / 550#		77.1000.3555
Integra Type R (USDM)	94-01	450# / 350#		77.1000.4535
Integra Type R (USDM)	94-01	450# / 450#		77.1000.4545
Integra Type R (USDM)	94-01	450# / 550#		77.1000.4555
Integra Type R (USDM)	94-01	550# / 550#		77.1000.5555
RSX (Inc. Type S)	02-06	350# / 650#	75.0102.3565 <sup>19, 25</sup>	
<b>HONDA</b>				
Civic/CRX	1988	350# / 250#		77.1001.3525
Civic/CRX	1988	350# / 350#		77.1001.3535
Civic/CRX	1988	350# / 450#		77.1001.3545
Civic/CRX	1988	350# / 550#		77.1001.3555
Civic/CRX	1988	450# / 350#		77.1001.4535
Civic/CRX	1988	450# / 450#		77.1001.4545
Civic/CRX	1988	450# / 550#		77.1001.4555
Civic/CRX	1988	550# / 550#		77.1001.5555
Civic/CRX	89-91	350# / 250#		77.1002.3525
Civic/CRX	89-91	350# / 350#		77.1002.3535
Civic/CRX	89-91	350# / 450#		77.1002.3545
Civic/CRX	89-91	350# / 550#		77.1002.3555
Civic/CRX	89-91	450# / 350#		77.1002.4535



## Coil-overs

Model	Year	Spring Rate Front / Rear	Coil-overs Series 1	Coil-overs Series 2
Civic/CRX	89-91	450# / 450#		77.1002.4545
Civic/CRX	89-91	450# / 550#		77.1002.4555
Civic/CRX	89-91	550# / 550#		77.1002.5555
Civic, incl. Si	92-00	350# / 250#		77.1003.3525
Civic, incl. Si	92-00	350# / 350#		77.1003.3535
Civic, incl. Si	92-00	350# / 450#		77.1003.3545
Civic, incl. Si	92-00	350# / 550#		77.1003.3555
Civic, incl. Si	92-00	450# / 350#		77.1003.4535
Civic, incl. Si	92-00	450# / 450#		77.1003.4545
Civic, incl. Si	92-00	450# / 550#		77.1003.4555
Civic, incl. Si	92-00	550# / 550#		77.1003.5555
Civic	01-02	350# / 650#	75.1006.3565	<sup>19,20, 32</sup>
Civic, incl. Si	03-05	350# / 650#	75.1007.3565	<sup>19,20, 32</sup>
Civic Cpe, Sdn, incl. Si	06-11	275# / 400#	75.1025.2740	
Del Sol	93-97	350# / 250#		77.1003.3525
Del Sol	93-97	350# / 450#		77.1003.3535
Del Sol	93-97	350# / 550#		77.1003.3555
Del Sol	93-97	450# / 350#		77.1003.4535
Del Sol	93-97	450# / 450#		77.1003.4545
Del Sol	93-97	450# / 550#		77.1003.4555
Del Sol	93.97	550# / 550#		77.1003.5555

### Notes

- 19) Hybrid Coil-overs, front is rebuildable shock, rear is sealed shock
- 20) Some vehicles will require OEM upper strut bearing, (2) Honda p/n 51726-S5A-004
- 25) 2005-2006 vehicles will require OEM strut bearing, (2) Honda p/n 51726-S5A-004
- 32) For vehicles with 14mm clevis bolt use 75.1006, 16mm clevis bolt use 75.1007





# Springs

2/9/2015

<i>Model</i>	<i>Year</i>	<i>Spring Kit</i>	<i>Approx. Lowering Front <sup>2</sup></i>	<i>Approx. Lowering Rear <sup>2</sup></i>
<b>ACURA</b>				
TSX	2009+	40.0105	1.2	0.8
<b>CHRYSLER</b>				
300C V-8 (exc. AWD)	04-10	40.0635 <sup>2</sup>	1.6	1.4
300C V-6 (exc. AWD)	04-10	40.0635 <sup>2</sup>	1.5	1.4
<b>DODGE</b>				
Challenger	2009+	40.0635 <sup>2</sup>	1.5	1.4
Charger V-8 (exc. AWD)	06-10	40.0635 <sup>2</sup>	1.5	1.4
Charger V-6 (exc. AWD)	06-10	40.0635 <sup>2</sup>	1.4	1.2
Magnum V-8 (exc. AWD)	05-08	40.0635 <sup>2</sup>	1.6	1.4
Magnum V-6 (exc. AWD)	05-08	40.0635 <sup>2</sup>	1.5	1.4
Neon	00-06	40.0602	1.8	1.8
<b>HONDA</b>				
Civic/CRX	88-91	40.1002	2.0	2.0
Fit	06-08	40.1060	1.5	1.3
Fit	2009+	40.1061	1.2	1.0
<b>HYUNDAI</b>				
Genesis (Coupe only)	2009+	40.1310	1.0	0.8
<b>MAZDA</b>				
MX5	06-08	40.1132	0.5	0.5
MX5	09-13	40.1133	0.25	0.25
<b>MITSUBISHI</b>				
Eclipse 4 & 6 cyl.	00-05	40.1404 <sup>3,4</sup>	1.8	1.8
Lancer ES	08-13	40.1431	1.4	1.6
<b>SCION</b>				
tC	04-10	40.2180	1.0	1.0
<b>SUBARU</b>				
Legacy	05-09	40.2320	1.3	1.0
WRX	08-10	40.2314	1.25	0.75
<b>VOLKSWAGEN</b>				
Beetle	99-10	40.2250 <sup>2</sup>	1.8	1.5
Golf IV 4cyl	99-06	40.2250 <sup>2</sup>	1.8	1.5
Jetta IV VR6	99-05	40.2250 <sup>2</sup>	1.8	1.5

**Notes**

- 2) Dimensions may vary w/ year, model, & strut type
- 3) Inc. convertible
- 4) Inc. turbo & supercharger